

SWITCHGARD™

MODEL SG-1

KIT INVENTORY USA / METRIC

1 SWITCHGARD™


2 SWITCH HANDLES

2 USA HEX CAP SCREWS

2 METRIC HEX CAP SCREWS

2 ALLEN WRENCH HEX KEYS

1. REMOVE SWITCH TIP



2. MOUNT CORRECT HANDLE



NARROW



WIDE




INSTALLATION INSTRUCTIONS



3. REMOVE AND EXAMINE ONE PHILLIPS ORIGINAL SCREW


SWITCHGARD USES HEX CAP USA OR METRIC SCREWS

USA COARSE THREAD



USA THIN KEY

METRIC FINE THREAD



METRIC THICK KEY

4. LOOSELY INSTALL ONE HEX CAP SCREW

5. REMOVE 2ND ORIGINAL PHILLIPS SCREW



6. INSTALL 2ND HEX CAP SCREW AND TIGHTEN BOTH SCREWS